

COMPACT TRACK LOADER

**TAKEUCHI**  
From World First to World Leader

# TL12V-2



Operating Weight: 5,835 kg

# Product Features & Specifications

## ENGINE

- EU Stage IV / EPA Tier 4 Emission Compliant
- Turbocharged and Intercooled
- DOC+DPF+SCR Exhaust After Treatment
- Active Power Control Power Management System
- ECO Modes
- Foot Throttle Control
- Automatic Fuel Bleed System
- Extended Life Coolant
- High Capacity Radiator, Hydraulic Oil Cooler and Intercooler Mounted Side-by-Side on Swing Out Frame
- Double Element, Air Cleaner

## ELECTRICAL

- 12 volt System with 80 amp Alternator
- Heavy Duty, Quick Access Battery
- LED Work Lights, Front and Rear
- 5.7" Color Multi-Informational Display with Rear View Camera
- Sealed Rocker Switches
- Back-up Alarm
- Horn
- TFM (Takeuchi Fleet Management; GPS)\*

## UNDERCARRIAGE AND FRAME

- 450 mm Quiet Track Design with Flotation Tread
- Long Track Frame
- Fully Welded Frame with Integrated Cross Members
- Rear Bumper Integrated into Frame
- Front and Rear Tie-Down and Lift Points
- Double Reduction Planetary Track Drives
- 2-Speed Travel

## OPERATOR'S STATION


- Tilt-up Operator's Station
- Deluxe High Back Adjustable Suspension Seat
- Rear Pivoting Seat Bar with Integrated Arm Rests
- Retractable 2" Seat Belt
- ROPS/FOPS Level I
- FOPS Level II Roof Guard Kit (optional)
- Polycarbonate Front Door (Cab optional)
- Pressurized Cab with Roll-up Door, Air Conditioning, Heat, Defrost, Front Wiper and AM/FM/MP3 Radio (Cab Only)
- Rear Wiper (Cab Standard Equipment in Europe Only)
- 3 Point Seat Belt (optional)

## HYDRAULIC & WORKING EQUIPMENT

- High Lift Vertical Arm Design
- Lower Front Cross Member
- Cushioned Arm Cylinders
- Arm Float with Detent
- Hydraulic Joysticks Controls
- Proportional Auxiliary Controls with Detent
- Pressure Relieving Flat Faced Coupler Body
- Hydraulic Self Leveling (ON/OFF)
- Mechanical Quick Hitch
- 14-Pin Connector with Push Button Control (optional)
- Hydraulic Quick Hitch (optional)
- High Flow Auxiliary Hydraulics 153.0 L/min (optional)
- Secondary Auxiliary Circuit 88.0 L/min (optional)
- Ride Control (optional)
- Control Pattern Change Valve (ISO or H) (optional)
- Manual Parking Brake (optional)



Convenient Service and Maintenance Access



Vertical Arm Path for Balance and Stability

\*Functions may not be available in all countries, so please consult your Takeuchi dealer for details.


# TOUGH, POWERFUL, RELIABLE



Pilot Operated Controls



Battery Access Panel



Lower Cross Member & Step



Oversized Arm Cylinders

Takeuchi's first vertical lift compact track loader, the TL12V-2 demonstrates a continuous commitment to product improvement and innovation. It is the largest and most capable track loader available today and delivers best in class rated operating capacity (ROC), a completely redesigned operator's station that features a color multi-information display with rear view camera, convenient rocker switches to control a wide range of functions, and an updated undercarriage design that enhances operator comfort by reducing vibration and noise levels.

The TL12V-2 features a powerful 81.8 kW engine that meets the very latest in EU Stage IV / EPA Tier

4 emissions standards while delivering outstanding power and torque for the very best performance in the most demanding applications.

Performance features include massive loader arms, oversized arm cylinders and pins, rear bumper with integrated tie downs, high capacity cooling module, and LED lights on the front and rear of the machine. The TL12V-2's interior includes an updated overhead door design, redesigned foot throttle, precision pilot controls, backlit rocker switches, convenient cup holders, and a deluxe high back suspension seat for those long hours on the jobsite.



Spacious Operator's Station with Easy to Reach Controls and Switches

## OPERATING PERFORMANCE

Operating Weight - Canopy	5,835 kg
Cab	5,985 kg
Tipping Load	5,325 kg
Rated Operating Capacity (ISO 14397-1) @ 35%*	1,865 kg
Operating Load @ 50% of Tip Load	2,663 kg
Bucket Breakout Force	35.0 kN
Lift Arm Breakout Force	31.6 kN
Traction Force	62.3 kN
Ground Pressure - Canopy	33.4 kPa
Cab	34.3 kPa
Travel Speed	
Low	8.1 km/h
High	11.8 km/h

\*Rated Operating Capacity for compact track loaders is rated according to ISO 14397-1 at no more than 35% of the tipping load.

## HYDRAULIC SYSTEM

Auxiliary Flow - Primary Circuit	88.0 L/min
Auxiliary Flow - High Flow (optional)	153.0 L/min
Auxiliary Flow - 2nd Circuit (optional)	88.0 L/min
Hydraulic System Pressure	24.0 MPa

## ENGINE

Type	Kubota / V3800
Engine Displacement	3,769 ml
Rated Output (ISO 14396)	81.8 kW / 2,400 min-1
Maximum Torque	379.3 Nm / 1,500 min-1

## FLUID CAPACITIES

Engine Lubrication	13.2 L
Cooling System	18.0 L
Fuel Tank Capacity	119.5 L
Hydraulic Reservoir Capacity	50.0 L
Hydraulic System Capacity	94.0 L
DEF Tank Capacity	18.0 L

## SAFETY AND HEALTH

Vibration Levels	
Hand / Arm	$\leq 2.5 \text{ m/s}^2$
Body	$\leq 0.5 \text{ m/s}^2$
Noise Level	
Sound Power Level	LWA 104 dB



5.7" Color Display with Rear View Camera



12 volt Accessory Outlet

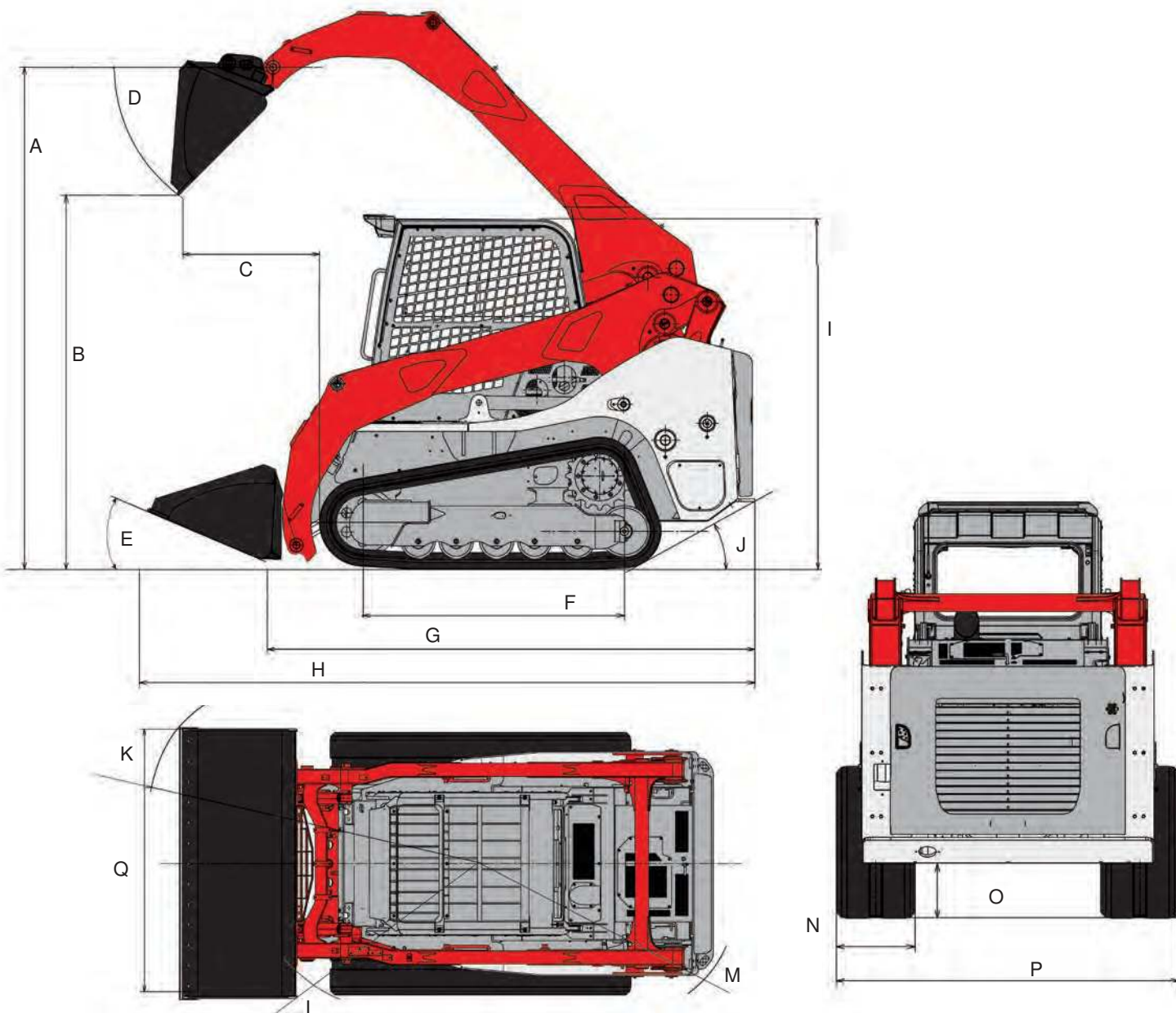


Roll Up Door



Rocker Switches

# TL12V-2 Compact Track Loader



## MACHINE DIMENSIONS

A	Max. Lift Height to Bucket Pin	3,300 mm
B	Dump Height Fully Raised	2,460 mm
C	Dump Reach Fully Raised	925 mm
D	Dump Angle	45°
E	Rollback Angle	30°
F	Track Base	1,715 mm
G	Machine Length	3,205 mm
H	Transport Length	4,045 mm
I	Transport Height	2,330 mm
I'	Transport Height with Roof Guard	2,380 mm
J	Departure Angle	30°
K	Clearance Circle with Bucket	2,505 mm
L	Clearance Circle without Bucket	1,610 mm
M	Clearance Circle Rear	1,850 mm
N	Track Width	450 mm
O	Ground Clearance	320 mm
P	Overall Width without Bucket	1,960 mm
Q	Bucket Width	2,030 mm

